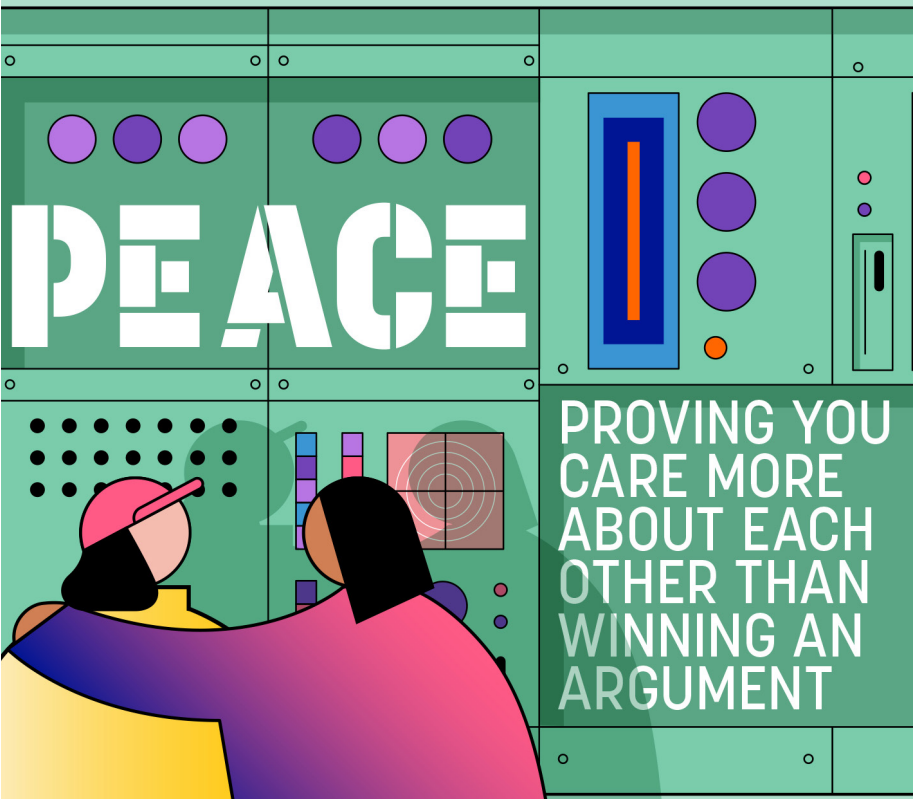


Spend some time thinking about the question below and journal your thoughts or share them with a parent.



Journaling lines for the question: HOW CAN YOU BE A PEACEMAKER?



Day 1

After watching, write one thing that:

The So & So Show

Watch and write down your thoughts!  
You can find each week's episode at:  
[www.popmn.org/kidvid](http://www.popmn.org/kidvid)

1. You liked: \_\_\_\_\_

2. You learned: \_\_\_\_\_

3. You'd like to know: \_\_\_\_\_

## Day 2

Read 1 Samuel 25:2, 18

In each of the verses, underline the numbers. Then on a sheet of paper, write each of the animals, food, and other things Nabal owned.

Nabal had a lot of things. A lot. But despite all he had, Nabal was NOT a peacemaker. In fact, he was the opposite: he proved he cared far more about being right and keeping all his stuff than he did being kind or caring for the same people who had cared for his men.

## Day 3

**Grab some tape of some kind and tape a circle on the floor (or rug, if you have hardwood floors).**


The circle should be big enough to stand in.

Have you ever heard of a comfort zone? A comfort zone is a place where you feel, well...comfortable. It means you don't rock the boat. . . you don't stand up for others. . . you don't do anything to draw attention to yourself or challenge yourself.

Read the prayer below out loud. Step inside the circle as you begin your prayer; then follow your own words toward the end to step out.

**Dear God,** thank You for the story of Abigail that shows me that I can help others make peace. I admit that it's easier to sit back and let other people work out their problems, even if it means that someone might get hurt. Please give me the wisdom and motivation to be a peacemaker. As I step out of my comfort zone right now, I can picture myself as a peacemaker. I believe I can help others make peace, so help me do that this week. In Jesus' Name, I pray. **Amen.**

If you can, leave the tape circle on the floor to remind you that you can help others make peace.



## Day 4


**How can you be a peacemaker?**

It's one thing to say that we should be peacemakers and be a part of the solution, but what if you don't know how to do that? What if your friends or family members are fighting and you don't know what to do to make it better? The great news is that God has promised to be with you always—and God offers love and peace to you and those around you. He also has given you the words you need to be a peacemaker.

*Circle the ideas below that you could do to help bring peace to people who are fighting.*

- Say something nice about each person.
- Refuse to talk bad about the person they're fighting with.
- Pray for the people fighting and tell them you're praying for them to find peace.
- If they're fighting about a toy, offer to lend them yours.
- Suggest something fun that all of you can do together.

Can you think of anymore? Write them in the blank space. Then sometime in the next couple of days, put one of these into action, making peace with your words.



## Day 5

**Get out a piece of paper, some crayons or markers, and some clear tape.**

Think about a time when two people you care about got in a fight. Fold the sheet in half, then unfold it and draw a picture of each person—one person on each half of the paper. Then draw something to show what they were fighting about. Now take the sheet and rip it in half, along the line that you had folded earlier.

Think about how you felt when your friends or family members were fighting. It never feels good to see others fighting, does it? Look at those two sheets of paper, torn in half; what can you do about it? That's right—you can tape those two halves back together. While you tape the picture back together, think about what you did—or could have done—in that situation to help others make peace.

Next, draw a picture of yourself in between the two people who had been fighting. Hang up the picture somewhere to remind yourself that **you can help others make peace.**